



# linea xs mp

## pureWhite

The **linea xs** is an impressive low-voltage member of the **linea family** of linear façade luminaires. It not only offers the usual high lighting technology and versatility in beam angles but also expands these with additional options such as integrable linear louvers or honeycomb louvers, which enable optimal glare control.

The innovative **one-block design** ensures that the housing is made from a single piece, minimizing the number of sealing surfaces and thus reducing potential weak points in the construction.

The use of high-quality materials such as highly refined extruded aluminum profiles and low-iron, pre-stressed glass ensures a long lifespan for the luminaire, even under challenging conditions.

### Dimensions



**Metric:**

324 mm, 477 mm, 629 mm, 782 mm, 934 mm, 1087 mm, 1239 mm (X)  
46 mm (Y)  
57 mm (Z)

**Imperial**

12.76 in, 18.78 in, 24.77 in, 30.79 in, 36.78 in, 42.80 in, 48.78 in (X)  
1.82 Inch (Y)  
2.25 Inch (Z)

### Technical Data

Luminous color	2200 K, 2700 K, 3000 K, 3500 K, 4000 K	
Luminous flux	324 mm   12.76 in → max. 650 lm 477 mm   18.78 in → max. 975 lm 629 mm   24.77 in → max. 1300 lm 782 mm   30.79 in → max. 1625 lm 934 mm   36.78 in → max. 1950 lm 1087 mm   42.80 in → max. 2275 lm 1239 mm   48.78 in → max. 2600 lm	629 mm   24.77 in → 2.1 kg   4.7 lb 782 mm   30.79 in → 2.7 kg   6.0 lb 934 mm   36.78 in → 3.2 kg   7.1 lb 1087 mm   42.80 in → 3.8 kg   8.4 lb 1239 mm   48.78 in → 4.3 kg   9.5 lb The weight of the fixture can vary depending on the configuration!
Number of LED(s)	324 mm   12.76 in → 8 LEDs 477 mm   18.78 in → 12 LEDs 629 mm   24.77 in → 16 LEDs 782 mm   30.79 in → 20 LEDs 934 mm   36.78 in → 24 LEDs 1087 mm   42.80 in → 28 LEDs 1239 mm   48.78 in → 32 LEDs	
Glare Protection	No Glare Protection, Honeycomb louver (internal, 6,4mm), Linear louver (internal)	
Dimming	Integrated interface(s) / control: 0-10 V, DMX External operating device, e.g. DALI, DMX	
Housing	Extruded aluminium profile	
Housing color	Aluminium anodized, Black anodized	
Lens	Ultra clear, tempered safety glass	
Weight	324 mm   12.76 in → 1.0 kg   2.3 lb 477 mm   18.78 in → 1.6 kg   3.6 lb	
Environment	Indoor, Outdoor	
Ingress protection rating	IP66	
Humidity	0 to 95%, non-condensing	
Ambient temperature (Operation)	-40 °C to 40 °C   -40 °F to 104 °F	
Ambient temperature (Storage)	-40 °C to 80 °C   -40 °F to 176 °F	
Ambient temperature (Start-up process)	-25 °C to 40 °C   -13 °F to 104 °F	
Lumen Maintenance [L70] @ 25 °C	65,000 h	
Lumen Maintenance [L70] @ 40 °C	40,000 h	
Impact protection rating	IK08	
Electrical data	Integrated interface(s) / control: 0-10 V, DMX Constant voltage 36 V	

Power Consumption

324 mm   12.76 in	→ 10 W
477 mm   18.78 in	→ 15 W
629 mm   24.77 in	→ 20 W
782 mm   30.79 in	→ 25 W
934 mm   36.78 in	→ 30 W
1087 mm   42.80 in	→ 35 W
1239 mm   48.78 in	→ 40 W

Protection class III

External operating device, e.g. DALI, DMX

Constant current 350 mA

Power Consumption

324 mm   12.76 in	→ 11 W   30 VDC
477 mm   18.78 in	→ 14 W   41 VDC
629 mm   24.77 in	→ 18 W   53 VDC
782 mm   30.79 in	→ 22 W   64 VDC
934 mm   36.78 in	→ 26 W   75 VDC
1087 mm   42.80 in	→ 30 W   86 VDC
1239 mm   48.78 in	→ 34 W   97 VDC

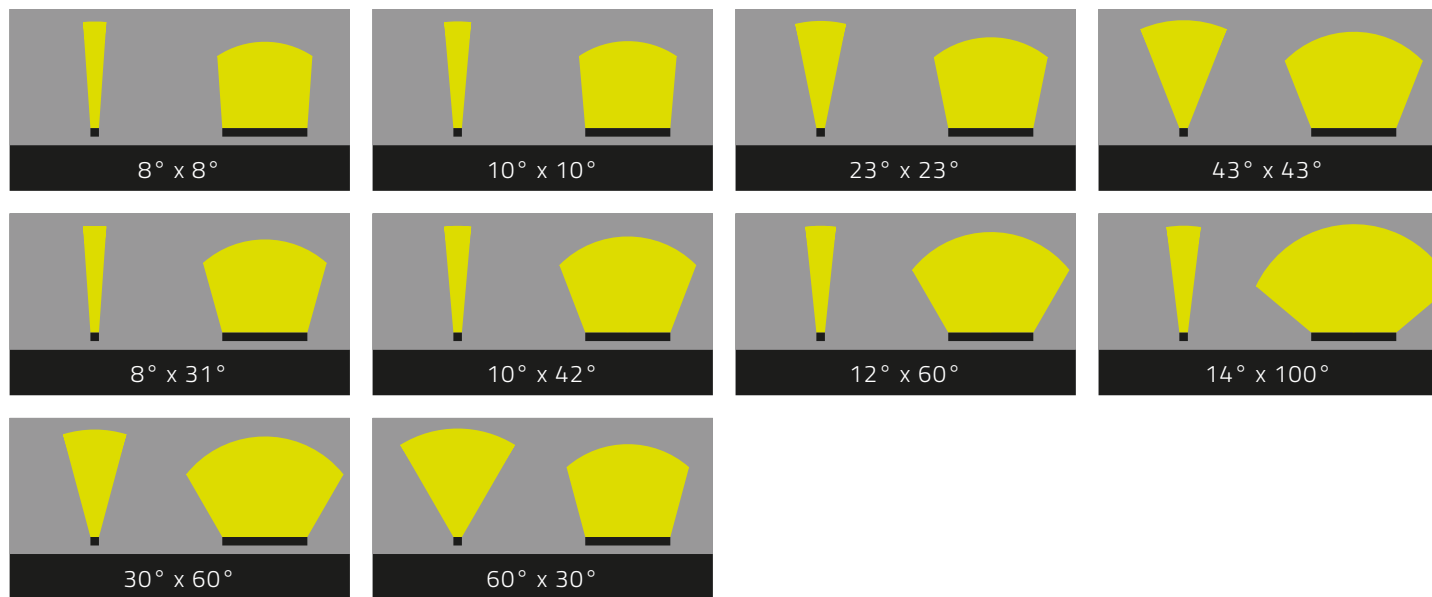
Protection class II

LED-Class Class 2 LED-Product

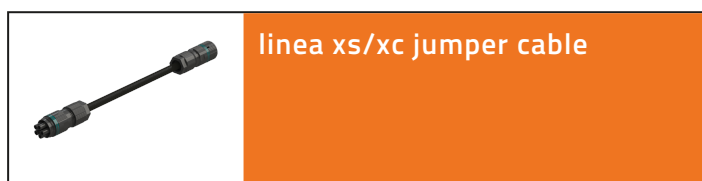
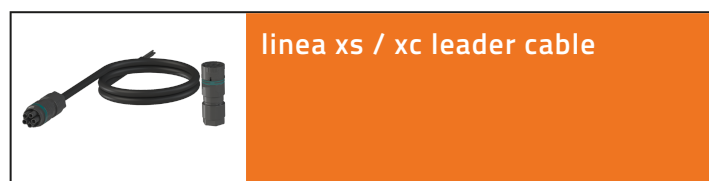
Approbation CE, ETL, FCC

Designed and Developed in Bavaria.  
Made in Germany.

### Beam Angles



### Accessories





## Configurator

1
2
3
4
5
6
7
8
9
10  
 LIN-XS-MP - \_\_\_\_\_ - \_\_\_\_\_ - \_\_\_\_\_ - \_\_\_\_\_ - \_\_\_\_\_ - \_\_\_\_\_ - \_\_\_\_\_ - \_\_\_\_\_ - \_\_\_\_\_  
11  
 - \_\_\_\_\_ -Y01

1 Luminous color	
PW8322	pW 2200 K / 3 SDCM / CRI > 80
PW8327	pW 2700 K / 3 SDCM / CRI > 80
PW8330	pW 3000 K / 3 SDCM / CRI > 80
PW8335	pW 3500 K / 3 SDCM / CRI > 80
PW8340	pW 4000 K / 3 SDCM / CRI > 80

2 Dimming	
O10V	0-10 V
DMX	DMX
EXT	External operating device, e.g. DALI, DMX

3 Dimension	
324	324 mm / 12.76 in
477	477 mm / 18.78 in
629	629 mm / 24.76 in
782	782 mm / 30.79 in
934	934 mm / 36.77 in
1087	1087 mm / 42.80 in
1239	1239 mm / 48.78 in

4 Beam Angle	
8X8	8° x 8°
10X10	10° x 10°
23X23	23° x 23°
43X43	43° x 43°
8X31	8° x 31°
10X42	10° x 42°
12X60	12° x 60°
14X100	14° x 100°
30X60	30° x 60°
60X30	60° x 30°

5 Housing color	
AA	Aluminium anodized
BA	Black anodized

6 Glare Protection	
OP	No Glare Protection
HL64	Honeycomb louver (internal, 6,4mm)
LL0	Linear louver (internal)

7 Approbation	
CE	European Union
ETL	North America

8 Wiring configuration	
IOCC	IN/OUT with Connector
IXCX	only IN with Connector
I000	IN/OUT with open ends
I00C	IN open end / OUT socket
IXOX	only IN with open ends

9 Luminaire circuit	
PD	Power-Data
C1	Circuit 1
C2	Circuit 2

10 Leader cable length	
ETE	End to end - Leader length
003	30 cm (11.8 in) leader cable
006	60 cm (23.6 in) leader cable
009	90 cm (35.4 in) leader cable
012	1,2 m (47.2 in) leader cable
015	1,5 m (59 in) leader cable

11 Mounting	
BS	Universal mounting bracket
FX015	Fix 0° -15°, SW 5°
ND	without bracket