



# linea xs mp

## tunableWhite

The **linea xs** is an impressive low-voltage member of the **linea family** of linear façade luminaires. It not only offers the usual high lighting technology and versatility in beam angles but also expands these with additional options such as integrable linear louvers or honeycomb louvers, which enable optimal glare control.

The innovative **one-block design** ensures that the housing is made from a single piece, minimizing the number of sealing surfaces and thus reducing potential weak points in the construction.

The use of high-quality materials such as highly refined extruded aluminum profiles and low-iron, pre-stressed glass ensures a long lifespan for the luminaire, even under challenging conditions.

### Dimensions



#### Metric:

324 mm, 477 mm, 629 mm, 782 mm, 934 mm, 1087 mm,  
1239 mm (X)  
46 mm (Y)  
57 mm (Z)

#### Imperial

12.76 in, 18.78 in, 24.77 in, 30.79 in, 36.78 in, 42.80 in,  
48.78 in (X)  
1.82 Inch (Y)  
2.25 Inch (Z)

### Technical Data

Luminous color	2200 K - 4000 K
Luminous flux	max. 2600 lm
Number of LED(s)	324 mm   12.76 in → 8 LEDs 477 mm   18.78 in → 12 LEDs 629 mm   24.77 in → 16 LEDs 782 mm   30.79 in → 20 LEDs 934 mm   36.78 in → 24 LEDs 1087 mm   42.80 in → 28 LEDs 1239 mm   48.78 in → 32 LEDs
Glare Protection	No Glare Protection, Honeycomb louver (internal, 6,4mm), Linear louver (internal)
Dimming	Integrated interface(s) / control: DMX External operating device, e.g. DALI, DMX
Housing	Extruded aluminium profile
Housing color	Aluminium anodized, Black anodized
Lens	Ultra clear, tempered safety glass
Weight	324 mm   12.76 in → 1.0 kg   2.3 lb 477 mm   18.78 in → 1.6 kg   3.6 lb 629 mm   24.77 in → 2.1 kg   4.7 lb 782 mm   30.79 in → 2.7 kg   6.0 lb 934 mm   36.78 in → 3.2 kg   7.1 lb 1087 mm   42.80 in → 3.8 kg   8.4 lb 1239 mm   48.78 in → 4.3 kg   9.5 lb The weight of the fixture can vary depending on the configuration!

Environment	Indoor, Outdoor
Ingress protection rating	IP66
Humidity	0 to 95%, non-condensing
Ambient temperature (Operation)	-40 °C to 40 °C   -40 °F to 104 °F
Ambient temperature (Storage)	-40 °C to 80 °C   -40 °F to 176 °F
Ambient temperature (Start-up process)	-25 °C to 40 °C   -13 °F to 104 °F
Lumen Maintenance [L70] @ 25 °C	65,000 h
Lumen Maintenance [L70] @ 40 °C	40,000 h
Impact protection rating	IK08
Electrical data	
Integrated interface(s) / control: DMX	
Constant voltage	36 V
Power Consumption	324 mm   12.76 in → 10 W 477 mm   18.78 in → 15 W 629 mm   24.77 in → 20 W 782 mm   30.79 in → 25 W 934 mm   36.78 in → 30 W 1087 mm   42.80 in → 35 W

1239 mm | 48.78 in → 40 W

Protection class III

External operating device, e.g. DALI, DMX

Constant current 350 mA

Power Consumption

324 mm | 12.76 in → 11 W | 2 x 12 VDC

477 mm | 18.78 in → 14 W | 2 x 21 VDC

629 mm | 24.77 in → 18 W | 2 x 26 VDC

782 mm | 30.79 in → 22 W | 2 x 32 VDC

934 mm | 36.78 in → 26 W | 2 x 37 VDC

1087 mm | 42.80 in → 30 W | 2 x 43 VDC

1239 mm | 48.78 in → 34 W | 2 x 49 VDC

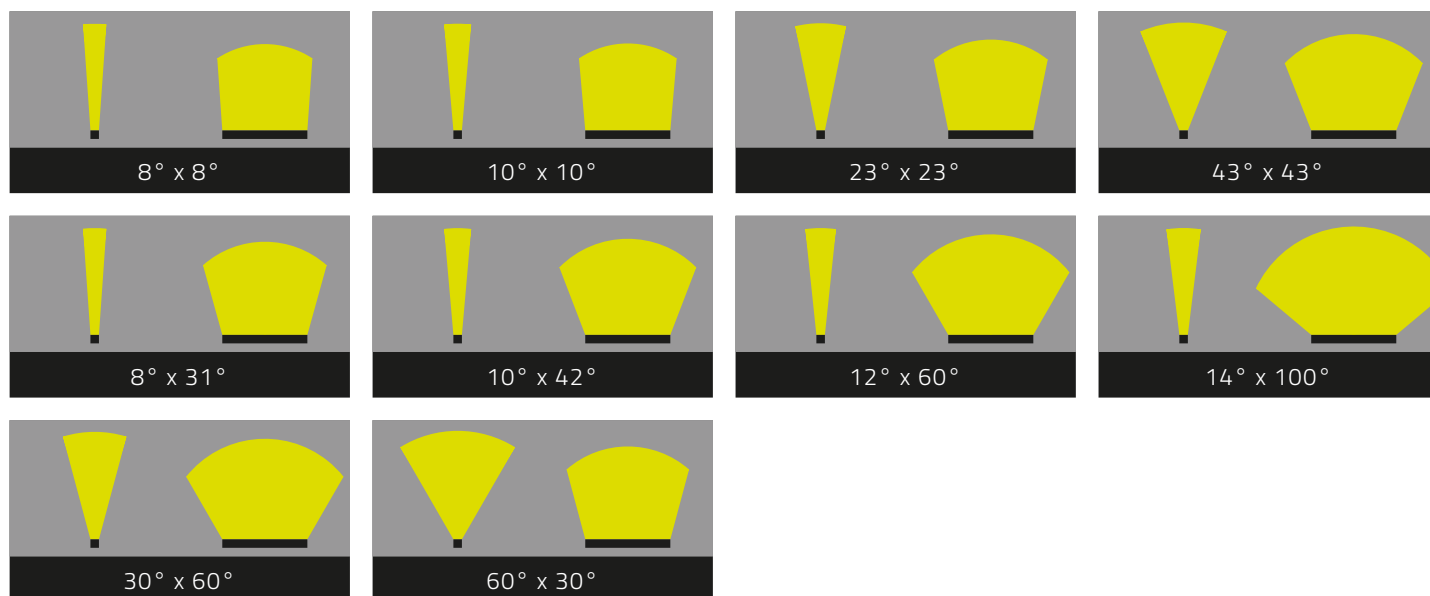
Protection class II

LED-Class Class 2 LED-Product

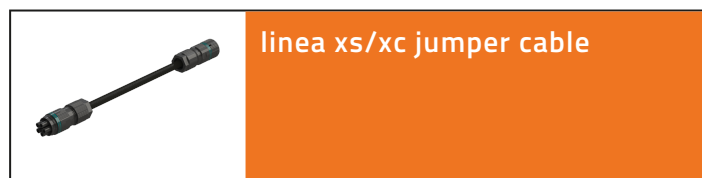
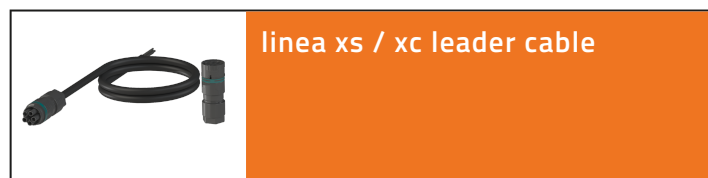
Approbation CE, ETL, FCC

Designed and Developed in Bavaria.  
Made in Germany.

## Beam Angles



## Accessories



## Configurator

- ① ② ③ ④ ⑤ ⑥ ⑦ ⑧ ⑨ ⑩

LIN-XS-MP -

⑪

-Y01

### 1 Luminous color

TW8322 2200 K- 4000 K  
8340

### 2 Dimming

DMX	DMX
EXT	External operating device, e.g. DALI, DMX

### 3 Dimension

324	324 mm / 12.76 in
477	477 mm / 18.78 in
629	629 mm / 24.76 in
782	782 mm / 30.79 in
934	934 mm / 36.77 in
1087	1087 mm / 42.80 in
1239	1239 mm / 48.78 in

### 4 Beam Angle

8X8	8° x 8°
10X10	10° x 10°
23X23	23° x 23°
43X43	43° x 43°
8X31	8° x 31°
10X42	10° x 42°
12X60	12° x 60°
14X100	14° x 100°
30X60	30° x 60°
60X30	60° x 30°

### 5 Housing color

AA	Aluminium anodized
BA	Black anodized

### 6 Glare Protection

OP	No Glare Protection
HL64	Honeycomb louver (internal, 6,4mm)
LL0	Linear louver (internal)

### 7 Approbation

CE	European Union
ETL	North America

### 8 Wiring configuration

IOCC	IN/OUT with Connector
IXCX	only IN with Connector
I000	IN/OUT with open ends
IOOC	IN open end / OUT socket
IXOX	only IN with open ends

### 9 Luminaire circuit

PD	Power-Data
C1	Circuit 1
C2	Circuit 2

10 Leader cable length	
ETE	End to end - Leader length
003	30 cm (11.8 in) leader cable
006	60 cm (23.6 in) leader cable
009	90 cm (35.4 in) leader cable
012	1,2 m (47.2 in) leader cable
015	1,5 m (59 in) leader cable

11 Mounting	
BS	Universal mounting bracket
FX015	Fix 0° -15°, SW 5°
ND	without bracket